

# “Cornwall Aero Modellers”

Monthly Newsletter

February 2011

## Next Club Meeting

Mon. Feb 14, 2011  
@ the Legion @ 7:30  
in the basement

[cornwallaeromodellers.ca](http://cornwallaeromodellers.ca)

## Executive:

**President:** Karl Kingston @ 938-9573  
**V-President:** Richard Besner @ 527-3398  
**Secretary:** Roger Belanger @ 931-9524  
**Treasurer:** Richard Besner @ 527-3398  
**Field Man.** John Curran @ 933-4175  
**Flight Inst.** Karl Kingston @ 938-9573

## Sponsors:

MiniMax Transportation  
J-Tec Distribution Inc.  
Ted's Hobby Shop

## Up -coming Events:

**Chili Fly on January 22, 2011**  
**Host Cook: Roger Belanger**  
**Indoor Flying at the Cornwall Armories**  
**on January 16 and 30.**

## Minutes of the February Meeting:

The Meeting brought to order at 7:30 with 14 members present.

## Treasurer's Report:

A detailed Treasurer's report was submitted by the Treasurer.

Last Bank statement.....\$xxxxxx  
Income.....\$xxxxxx  
Expenses.....\$ none  
Bank Balance.....\$xxxxxxx  
plus \$xxxxxx in shares.

There are 11 paid up members out of a potential of 41 members to-date.  
Motion made to adopt the Financial Report by John Curran.  
Seconded by Claude Desjardin.  
**CARRIED.**

## Minutes of last Meeting:

The minutes of the last meeting were adopted without discussion.

## Old Business:

Old business was as follows:

### **March Chili Fly:**

It was proposed by Rick Besner to hold the "Chili Fly" at his place on March 19<sup>th</sup>, 2011. Rick will provide the Chili, a heated garage and a field of fresh snow. This was accepted unanimously.

If there is no snow then it will be held at the field club house. This was adopted.

### **Armory:**

The Armory dates are confirmed as:

- \* January 16<sup>th</sup> and 30<sup>th</sup>.
- \* February 6<sup>th</sup>, 20<sup>th</sup> and 27<sup>th</sup>.
- \* March 13<sup>th</sup>.
- \* April 3<sup>rd</sup> and 17<sup>th</sup>.

The flying time is from 6:00 to 9:00 pm

The landing fee is \$5.00 (a great deal)

Please be reminded of the Indoor Flying Rules including the fire prevention rules! Also be reminded that:

*"Some times on the nights that we are flying in the Armories, we will have to accomodate any Military vehicles that have to be cleaned and inspected during our flying session! The Club has already agreed with the Officer in Charge Captain Mike Eamer that we will comply and there will be no problems associated with this slight inconvenience. I am sure everyone is in total agreement?"*

We would also like to encourage free flight models to our Indoor Flying nights.

On the Club's Web site, plans, templates and instructions can be downloaded for a rubber powered profile Mustang to be built from foam dinner plates.

If anyone wants some dinner plates, please contact Roger Belanger at [belanger.roger@sympatico.ca](mailto:belanger.roger@sympatico.ca)

Karl Kingston also showed a "Minnow" kit from Lloyd Shales. More to come on this.....

### **Brockville "Chili Fly":**

Brockville is having their Winter "Chili Fly" this coming Saturday January 15, 2011. Come en masse!

### **New Business:**

#### **First Flight of 2011:**

The honor this year goes to Taylor Pratt who was airborne at 9:45 am on January 1<sup>st</sup> using an LT-40 on skis.

The second prize goes to Roger Belanger who was airborne at 7:25 am but used a hand launched foamie. The morning was very foggy and only allowed for small planes, flown in close proximity until after 9:00 am.

### **Season Planning:**

The main events of the 2011 season are:

***The Mall Show:***

April (Cliff Merpaw to co-ordinate with Cornwall Square)

***The Zone Float Fly:***

July 9<sup>th</sup> (Cliff Merpaw to co-ordinate with City of Cornwall)

***Cornwall Aero Modellers Fun Fly***

August 16.

It was proposed by Karl to raffle a Hangar 9 Twist 40 and a H9 Funtana X-50 for the Float Fly and Fun Fly for a total budget of about \$300.00

Roger Belanger to contact Ted’s Hobby Shop for pricing on these raffle prizes.

**Adlournment:**

The meeting was adjourned at 8:30 pm.

**Show and Tell:**

Karl Kingston brought some two “Foamies” a “Blade” and a “S-Bach” gave some tips on flying foamies indoors.

These two planes were modified for better (slower) indoor performance by installing air brakes on the ailerons and rudder.

There was also a demonstration on how to install a “be-found” beeper (\$10.95 at Hobby King) for recovering a downed aircraft. These beepers from Hobby King are very cheap and beep on either low battery voltage or no Transmitter signal. The kicker is that they do this only on FM (older radios). There are always ways to make them work on

PCM radios by programming a switch to trigger the beeper.

Beware of “the source” battery holder for your receiver batteries. It has been shown that by a simple tap on the battery pack the receiver can go dead. It is very hard to land a plane with a dead receiver!

**This and That:**

**Indoor Flying**


I guess you could say the attendance at the Armories for indoor flying has so far been poor with an average of 7 to 10 members coming out to fly. With a sweet deal like \$5.00 for 4 hours flying time, it is hard to understand the poor turnout?

Cliff & Karl



J o h n



Curran



Cliff Morris



W a y n e  
P o r t e r



Doug Geisel's Vertical Lift-off plane.

Those are some of the members who have been coming out for the indoor flying.

### **Peter Grant**

I started playing (just admit it!) with R/C vehicles about 24 years ago. (That was about the same time I started working at Ted's.) The vehicle in question was the PT-109 by Lindberg. It is a plastic model suitable for conversion. I used a single 540 motor with a 6 volt gel cell and electronic speed control. A 2 channel Futaba Radio was used for guidance. I had loads of fun with that boat.

My next model was also a boat, a very fast boat. It used 2 7.2 volt NiCd batteries in series with a micro switch speed control. The speed control would act as a voltage divider of sorts. 1<sup>st</sup> speed would be one of the batteries across the motor, 2<sup>nd</sup> speed would be both batteries across the motor. It was crude but effective! The boat would almost jump out of the water. In fact, the boat did just that many times in the waves. And every time it did, it would break the universal. Quite frustrating! I sold the speed boat and bought a car. It was an old 1:12 AYK carpet racer with a prototype Group C body. Very cool little car.

My first aircraft was a 2 x 4 glider by "House of Balsa". I built it completely twisted and did a horrible job of covering it. I had a Cox .051 in the nose to get the plane to altitude. The engine would run for about 3 minutes and get the plane up to a good height. My best flight with the plane lasted about 30 minutes! But, alas, that flight turned out to be an anomaly; most flights were in the 10 minute range. Did I mention that I did a horrible job of building that plane? In powered flight it needed full down trim. As soon as the motor quit you had to add full up trim. I had the model hanging from the ceiling at



Ted's one winter and overheard a customer say to his friend, "That is a good example of an ugly plane!" Did I mention that I did a horrible job building that model?

Helicopters! My boss at the time asked me if I would be willing to learn to fly a helicopter. He wanted to carry helicopters in the store and figured someone should know how to fly them. He told me that Ted's would pay all the costs. I thought about it for a micro second and said ok. Soon after, my Hirobo Shuttle RTF came through the back door. Now came the hard part, learning how to fly. At that time, simulators really did not exist except for that crappy Dave Brown simulator. And that was about \$200 at the time I don't think a week went by without having to order a part, or should I say, parts, for the model. I had nobody to talk to or help train me to fly. It was all trial by error. The one thing I did do was read everything about R/C helicopters that I could get my hands on. Ted's carried magazines at the time so I was never at a loss for reading material at lunch time. All the articles helped quite a bit.

I remember the first time I hovered a full tank of fuel. Twenty minutes of concentration. I was so excited after that first successful hover that I invited several friends out to watch the next time I went to fly. I started the heli and proceeded to hover for the full 20 minutes. I was drained. Convinced that I had completely impressed them, I turned to my friends and said "So?" They said "Is that all you can do?" most unimpressed.

I also wanted to go fixed wing again, so I bought an "Eagle 2" by Goldberg. This one I built very well. I had learned from all the mistakes I made on my 2X4. I was able to take off and land on my own on the very first flight. I must say, the Eagle is a great trainer. I hope Great Planes gets it back on the market soon.

Life came calling a short time after this first flight with the Eagle, a new house, three kids and no time to fly. I sold everything. Ted's was going away from R/C .

In 2002 I got back into flying. I bought "Real Flight 3.0" and started practicing. In the spring I bought a Kyosho Concept 30 heli. Next was a Thunder Tiger Raptor 60, and then another, then the conversion kit to the Raptor 90. I guess I' m back into it now!

### **Ted's Hobby Shop**

Hello all! I don't know if all of you know this but Ted's will deliver. (Sort of) If you need anything, I can bring it home for you to pick up. Ted's has a pretty good stock of R/C stuff from Dubro to batteries to motors to ARFs. And if Ted's does not have what you are looking for, we may be able to order it for you. Ted's does two R/C orders a week, one on Monday morning and one on Tuesday morning. The stock arrives at Ted's on Friday morning. Give us a try!

Email: [info@tedshobbyshop.com](mailto:info@tedshobbyshop.com) Phone: 514-697-1810 291 Boul St Jean Point Claire

If you want to visit, just take the 401 east which becomes #20 in Que. East on #20 to Boul St Jean Go north on St. Jean. You will see Plaza Point Claire on your right. Ted's is in the Plaza. It is an hour to the get to the store. Hope to see some of you there!

**Peter Grant**



